

Supplementary Material for the First Six Months of Fiscal Year 2014

(April 1, 2014 ~ September 30, 2014)

Yusen Logistics Co., Ltd.

	Page
1. Summary of Consolidated Statement of Income	3
2. Net Sales and Operating Income by Geographical Segment	4
3. Summary of Consolidated Balance Sheet	5
4. Summary of Consolidated Statement of Cash Flows	6
5. Consolidated Business Results	7
6. Summary of Consolidated Forecasts	8
7. Consolidated Forecasts by Geographical Segment	9

1. Summary of Consolidated Statement of Income

(Million yen)

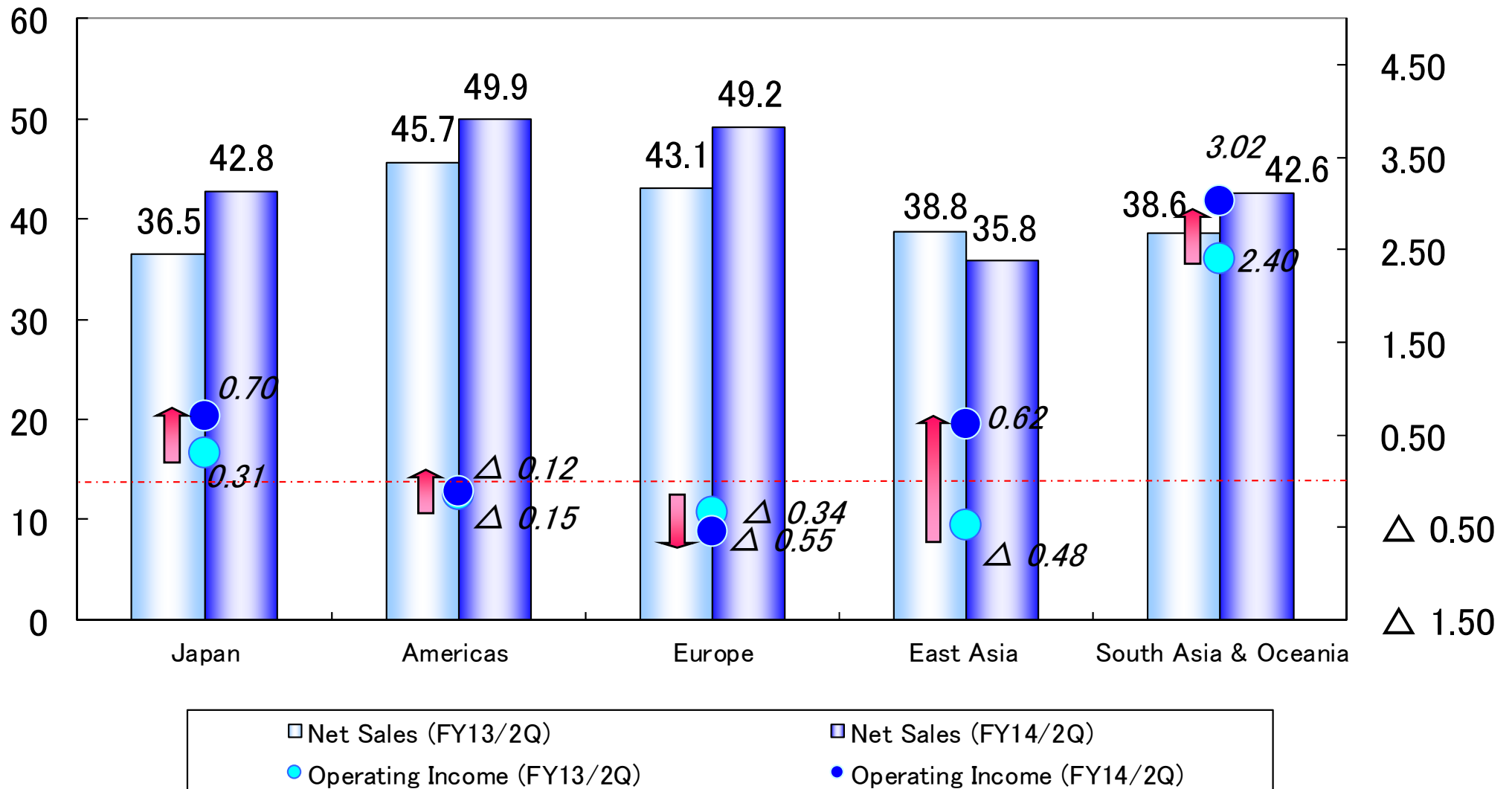
	FY13/2Q	FY14/2Q	Comparison	YoY ratio
Net Sales	199,450	213,527	14,077	7.1%
Gross Profit	30,869	35,982	5,113	16.6%
Gross Profit Ratio(%)	15.5%	16.9%	-	-
Operating Income	1,538	3,630	2,092	136.0%
Operating Income Ratio(%)	0.8%	1.7%	-	-
Ordinary Income	1,897	4,038	2,141	112.8%
Extraordinary Income	285	7	△ 278	△97.4%
Extraordinary Loss	3	1,719	1,716	-
Income before Income Taxes	2,179	2,326	147	6.7%
Income Taxes	1,019	1,016	△ 3	△0.3%
Minority Interests in Net Income of Consolidated Subsidiaries	878	615	△263	△30.0%
Net Income	282	695	413	146.8%

Exchange rate	FY13/2Q	FY14/2Q
USD	JPY 98.03	JPY 102.52
EUR	JPY 128.28	JPY 139.10

2. Net Sales and Operating Income by Geographical Segment

**Net Sales
(Billion yen)**

**Operating Income/Loss
(Billion yen)**



3. Summary of Consolidated Balance Sheet

(Million yen)

	As of Mar 31, 2014	As of Sep 30, 2014	Comparison	Y o Y ratio
Current Assets	115,068	126,141	11,073	9.6%
Fixed Assets	74,855	76,752	1,897	2.5%
Total Assets	189,923	202,893	12,970	6.8%
Corrent Liabilities	68,794	76,951	8,157	11.9%
[Short-Term Dept]	(8,262)	(8,911)	649	7.9%
Long-Term Liabilities	20,679	20,517	△ 162	△0.8%
[Long-Term Dept]	(12,814)	(13,303)	489	3.8%
Total Liabilities	89,473	97,468	7,995	8.9%
Total Equity	100,450	105,425	4,975	5.0%
Total Liabilities and Equity	189,923	202,893	12,970	6.8%

Exchange rate (as of Sep.30, 2014)	USD	EUR
	JPY 109.45	JPY 138.87
Shareholders' Equity Ratio	As of Mar. 31, 2014	As of Sep.30, 2014
	36.0%	35.4%

4. Summary of Consolidated Statements of Cash Flows

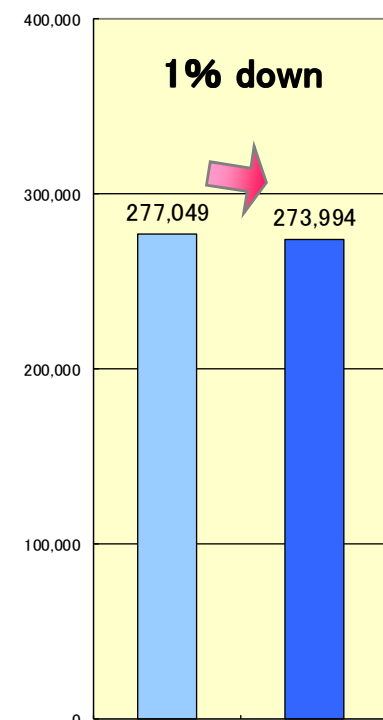
(Million yen)

	FY13/2Q	FY14/2Q	Comparison	Y o Y ratio
Net cash provided by (used in) operating activities	Δ 311	2,724	3,035	-
Net cash provided by (used in) investing activities	Δ 3,568	Δ 4,521	Δ 953	-
Net cash provided by (used in) financing activities	1,524	Δ 93	Δ 1,617	-
Cash and cash equivalents, end of 2Q	22,535	26,916	4,381	19.4%

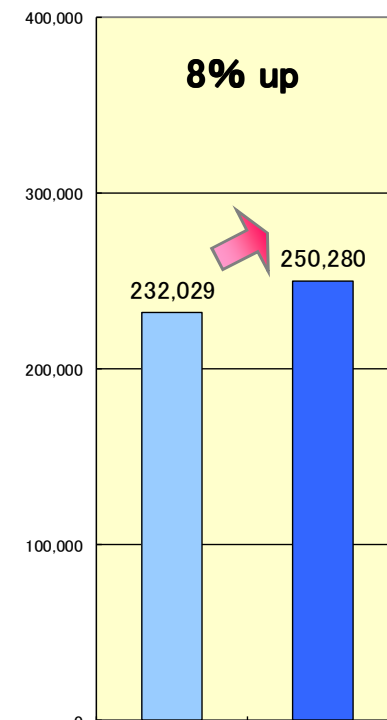
5. Consolidated Business Results

	FY13/2Q	FY14/2Q	Comparison	Y o Y ratio
Ocean Export Volume(TEU)	277,049	273,994	Δ 3,055	Δ 1%
Ocean Import Handling Results(No.)	232,029	250,280	18,251	8%
Air Export volume(Tons)	144,984	157,426	12,441	9%
Air Import Handling Results(No.)	476,731	499,850	23,119	5%

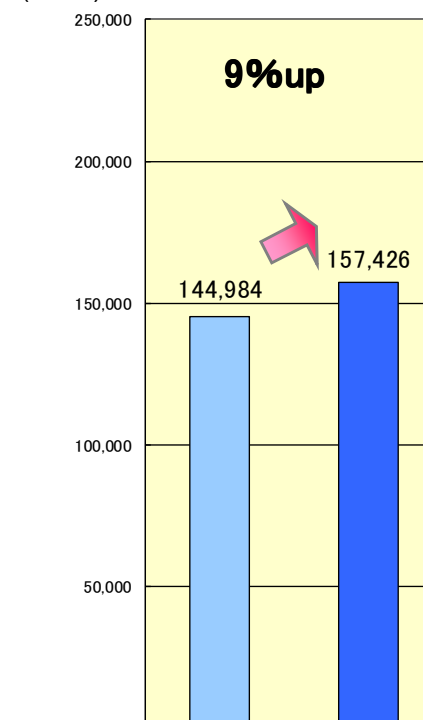
Ocean Export Volume
(TEU)



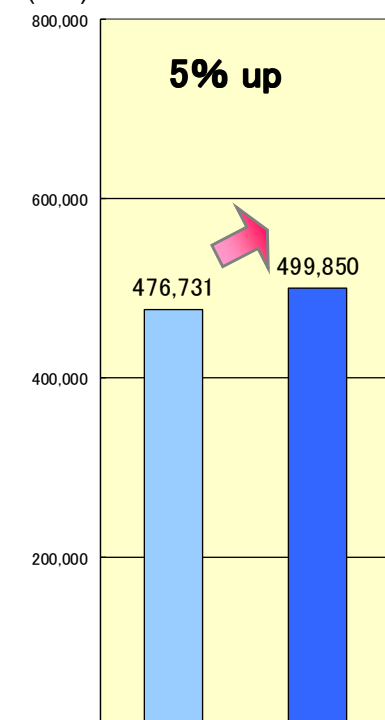
Ocean Import Handling Results
(No.)



Air Export Volume
(Tons)



Air Import Handling Results
(No.)



■ FY13/2Q ■ FY14/2Q

※TEU and Tons are rounded to the nearest whole number.

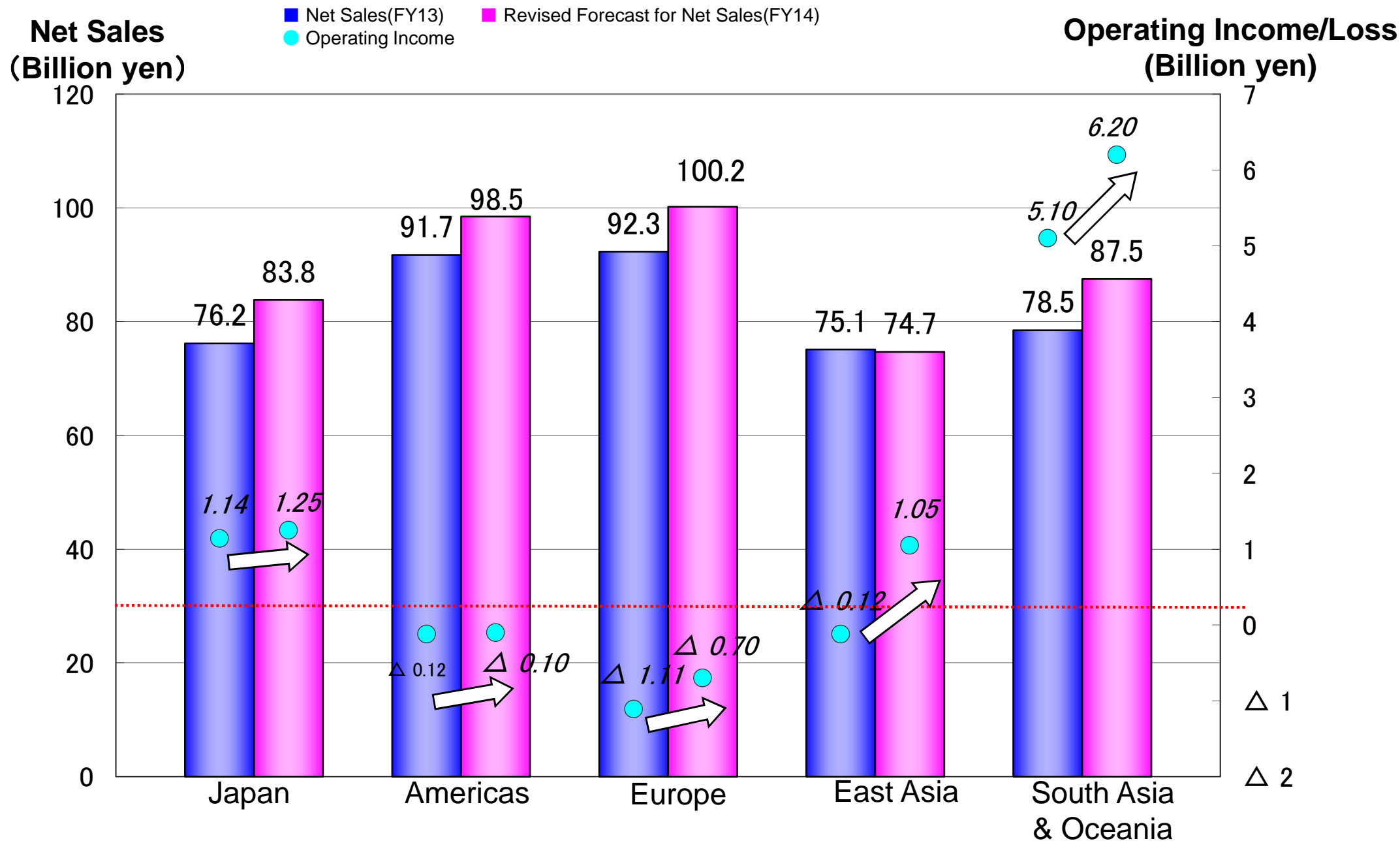
6. Summary of Consolidated Forecasts

(Million yen)

	FY13 Results	Forecasts for FY14
Net Sales	406,040	431,500
Operating Income	4,523	7,600
Operating Income Ratio	1.1%	1.8%
Ordinary Income	4,942	8,050
Net Income	1,315	2,000

Foreign Exchange Rate Assumption	FY13 Results	Forecasts for FY14
USD	JPY 99.75	JPY 105.00
EUR	JPY 133.38	JPY 140.00

7. Consolidated Forecasts by Geographical Segment



※Figures are rounded to the nearest billion yen.

※Including consolidation adjustment.

The purpose of information we disclosed (including information posted on its website) is to give readers reference information that helps them understand us and make investments. Such information is not designed to solicit share purchases, share sales or other transactions. We request readers to make final decisions about investment based on their own judgment.

The copy rights of this information is owned by Yusen Logistics Co., Ltd.

Inquiries about this Document



Yusen Logistics Co., Ltd.
Corporate Communication Dept. IR Sec.

TEL: 03-6703-8298

FAX: 03-3578-1051

E-mail: yljpird@jp.yusen-logistics.com